

# DESIGNER LINE SANDWICH UNIT

**Model: DL60-16-FB**

60" Standard Top Sandwich Unit Refrigerator with Solid Doors - 16 Pans Front Breathing

Stainless steel exterior and interior.  
**Certified under NSF-7 to maintain temperatures in 86°F ambient and designed to maintain NSF-7 temperatures in 100°F ambient.**



## Options and Accessories

(upcharge and lead times may apply)

|   |                            |
|---|----------------------------|
| Stainless steel finished back in lieu of aluminum | Rear-mounted cutting board |
| Overshelves (single or double)                    | Flat insulated night cover |
| Stainless steel shelves                           | Remote models              |
| Drawers in lieu of doors                          | Door lock                  |
| Additional epoxy-coated steel shelves             | Crumb catcher              |
| Automatic, electric condensate evaporator         | Top extensions             |
| Modified pan openings                             | Digital thermometer        |
| Expansion valve system                            |                            |

Consult factory for other model configurations, options and accessories.

**Continental**  
 Refrigerator

Toll-Free: 800-523-7138  
 Phone: 215-244-1400  
 Fax: 215-244-9579

539 Dunksferry Road  
 Bensalem, PA 19020  
[www.continentalrefrigerator.com](http://www.continentalrefrigerator.com)

Project Name:

Model Specified:

Location:

Item No:

Quantity:

AIA #:

SIS #:

## Standard Model Features

### REFRIGERATION SYSTEM

- Performance-rated refrigeration system
- Environmentally-safe R-134a refrigerant
- Unique air flow distribution allows pan product to maintain 33° - 41°F
- Automatic, energy saving, non-electric condensate evaporator
- Non-corrosive, plasticized fin evaporator coil
- Easily serviceable, back mounted compressor

### CABINET ARCHITECTURE

- 2" non-CFC polyurethane foam insulation
- Spring loaded, self closing doors
- Magnetic snap-in door gaskets
- Heavy-duty, epoxy-coated steel shelves
- 12" deep, full length nylon cutting board
- Insulated lid
- 3 5/8" casters
- Completely enclosed, vented and removable case back

### MODEL FEATURES

- (16) 1/6 size non-recessed pans, 4" deep
- Interior hanging thermometer
- Field rehingeable doors

*Front breathers are a unique, field assembled, bottom mounted ventilation system designed to allow cabinets to be flush against a wall or built into a counter to conserve space.*

APPROVAL:

## Model Specifications

### DIMENSIONAL DATA

|   |                  |
|---|------------------|
| Net Capacity (cu. ft.)                            | 17.0 (481 cu l)  |
| 1/6 Size Pans (4" deep)                           | 16               |
| Width, Overall (in.)                              | 60 (1524 mm)     |
| Depth, Overall (in.)<br>(incl. handles & bumpers) | 31 7/16 (799 mm) |
| Depth, Body Only (less doors) (in.)               | 27 1/2 (699 mm)  |
| Depth, Cutting Board (in.)                        | 12 (305 mm)      |
| Height, Overall (in.)<br>(incl. 5" casters)       | 40 7/8 (1038 mm) |
| Shelf Area (sq. ft.)                              | 8.1 (.8 sq m)    |
| No. of Shelves                                    | 2                |
| No. of Doors                                      | 2                |
| Interior Depth (in.)                              | 19 3/8 (492 mm)  |
| Interior Height (in.)                             | 26 1/4 (667 mm)  |
| Interior Width (in.)                              | 56 (1422 mm)     |

### REFRIGERANT DATA

|                             |      |
|-----------------------------|------|
| Condensing Unit Size (H.P.) | 1/4  |
| Capacity (BTU/Hr)*          | 1940 |

### ELECTRICAL DATA

|                                     |                     |
|-------------------------------------|---------------------|
| Voltage (int'l)                     | 115/60/1 (220/50/1) |
| Fans                                | 3                   |
| Total Amps (int'l)                  | 6.6 (4.4)           |
| 10 ft. Cord/Plug [attached] (int'l) | Yes (No)            |

### SHIPPING DATA

|                       |                  |
|-----------------------|------------------|
| Weight (lbs.)         | 315 (143 kg)     |
| Height - Crated (in.) | 43 1/4 (1099 mm) |
| Width - Crated (in.)  | 68 1/4 (1734 mm) |
| Depth - Crated (in.)  | 46 (1168 mm)     |

\* Rating @ +25°F evaporator, 90°F ambient

Figures in parentheses reflect metric equivalents rounded to the nearest whole unit.



Equipped with one NEMA-5-15P Plug  
(varies by country)

# Continental

Refrigerator

Toll-Free: 800-523-7138  
Phone: 215-244-1400  
Fax: 215-244-9579

539 Dunksferry Road  
Bensalem, PA 19020  
[www.continentalrefrigerator.com](http://www.continentalrefrigerator.com)

Due to our continued efforts in developing innovative products, specifications subject to change without notice.



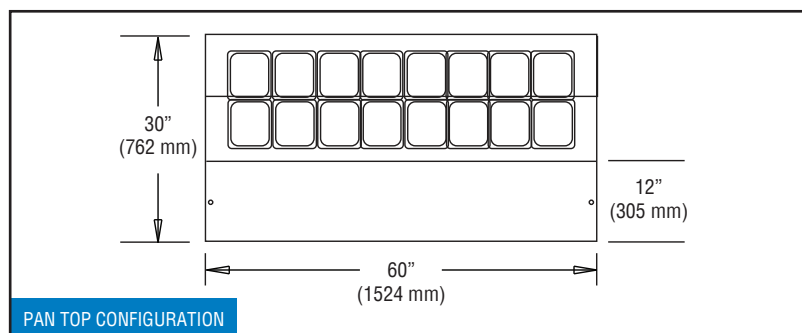
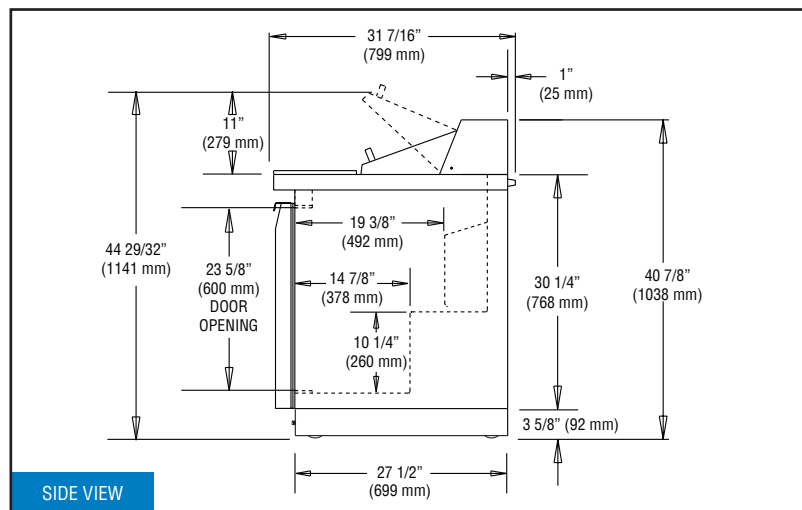
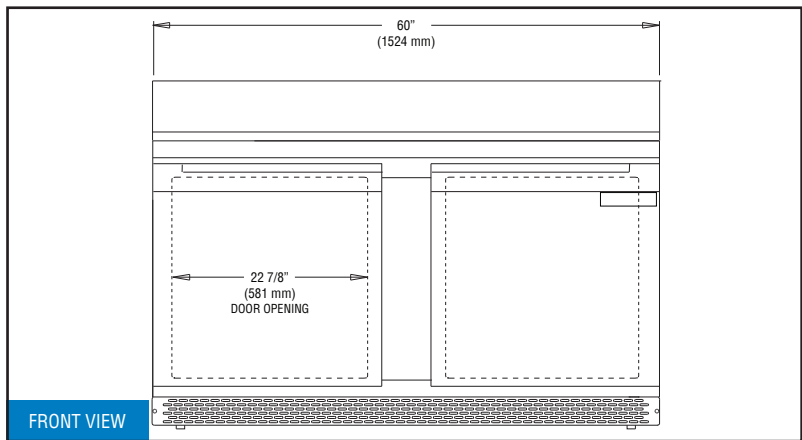
Intertek



MADE IN THE U.S.A.

© Copyright 2015. Continental Refrigerator.  
A Division of National Refrigeration & Air Conditioning Products, Inc.

## Model Plan Views



### REFRIGERATION SYSTEM

Self-contained refrigeration system is rear mounted, concealed behind a removable louvered cover. Full-length front air grille allows for even air circulation to condensing unit. A "performance rated", air-cooled, hermetically sealed, capillary type refrigeration system is installed in model. Plasticized finned coil and air circulating fans are contained within an easily accessible rear mounted housing. Unique airflow design allows the cabinet to be enclosed on both sides or mounted flush against a wall. Refrigeration system, fully charged with R-134a refrigerant, is designed to maintain 38°-41°F while operating with an unrestricted air supply in an ambient temperature of 100°F. All condensate water is directed to a non-electric condensate vaporizer located in the compressor compartment, no plumbing is required. A strict quality assurance team inspects all materials and components to certify the model conforms to the most exacting standards. Model is performance tested for a minimum of 16 hours prior to crating.

### INSULATION

All cabinet walls, top and bottom have high density, foamed-in-place, non-CFC polyurethane insulation.

### CABINET CONSTRUCTION

Materials are top quality, assembled under rigid supervision conforming to strict quality assurance requirements. Case is welded metal construction, internally supported and braced for rigid unit construction. Exterior, interior and worktop are heavy gauge polished stainless steel. Design eliminates overlapping panels with raw edges. Interior corners are rounded with 1/4" radius. Joints and seams are vapor-tight sealed. Easily removable anti-sweat door heaters, concealed by non-metallic, non-conductive, high impact thermal breaker strips, eliminates condensation build-up on case front.

### DOOR CONSTRUCTION

Door shells are constructed of heavy-gauge stainless steel and are internally braced and urethane-foam-insulated for rigidity. Door corners are of welded construction and polished. Replaceable snap-in door gaskets are self adjusting, heavy-duty, magnetic type. Door handles and hinges are chrome-plated and non-corrosive. Hinges are spring loaded, heavy duty and self-closing.