

Continental

Refrigerator

EXTRA-WIDE REFRIGERATORS



1RE



1RX



2RE



3RE

Utilizing Environmentally Safe, CFC-free R-134a Refrigerant

Standard Features

- Modern, State-of-the-Art Styling
- Performance Rated Refrigeration System Utilizing Environmentally Safe R-134a Refrigerant
- 3" Non-CFC Polyurethane Foam Insulation
- Chrome Plated Flow Line Handles
- Cam-Action Lift-Off Hinges
- Self-Closing Doors
- Automatic Interior Lighting
- Magnetic Snap-In Door Gasket
- Cylinder Lock In Each Door
- Automatic Electric Condensate Evaporator
- 5" Casters
- Heavy-Duty, Epoxy-Coated Steel Shelves
- External Dial Thermometer

Standard (S/S Front, Aluminum End Panels & Interior)

Suffix SA (S/S Exterior, Aluminum Interior)

Suffix SS (S/S Exterior & Interior)

Optional Features & Accessories

- Stainless Steel or Black Legs
- Digital Thermometer
- Rehinging of Doors
- Stainless Steel Case Back
- Half Door Model
- Pan Slide Assemblies
- Remote Model
- Increased Refrigeration Systems
- Pass-Thru Model
- Shallow Depth Model
- Stainless Steel Shelves
- Hinged Glass Door



c



EXTRA-WIDE REFRIGERATORS

SPECIFICATIONS

CHARACTERISTICS

DIMENSIONAL DATA

	1RE		1RX		2RE		3RE	
	One Section	Pass-Thru	One Section Extra-Wide	Pass-Thru	Two Section	Pass-Thru	Three Section	Pass-Thru
Net Capacity (cu.ft.)	21	21	30	30	50	50	73	73
Width, Overall (in.)	28 ¹ / ₂	28 ¹ / ₂	36 ¹ / ₄	36 ¹ / ₄	57	57	85 ¹ / ₂	85 ¹ / ₂
Depth, Overall (Incl. Hdls.) (in.)	35 ¹ / ₂	39	35 ¹ / ₂	39	35 ¹ / ₂	39	35 ¹ / ₂	39
Depth (Less Door(s)) (in.)	32	32	32	32	32	32	32	32
Depth (Door(s) Open 90°) (in.)	58	84	66	100	58	84	58	84
Clear Door Width (in.)	21 ⁷ / ₈	21 ⁷ / ₈	29 ⁵ / ₈	29 ⁵ / ₈	21 ⁷ / ₈	21 ⁷ / ₈	21 ⁷ / ₈	21 ⁷ / ₈
Clear Full-Door Height (in.)	58 ⁵ / ₈	58 ⁵ / ₈	58 ⁵ / ₈	58 ⁵ / ₈	58 ⁵ / ₈	58 ⁵ / ₈	58 ⁵ / ₈	58 ⁵ / ₈
Clear Half-Door Height (in.)	27 ¹ / ₂	27 ¹ / ₂	27 ¹ / ₂	27 ¹ / ₂	27 ¹ / ₂	27 ¹ / ₂	27 ¹ / ₂	27 ¹ / ₂
Height, Overall (Incl. 5" Casters) (in.)	82 ¹ / ₄	82 ¹ / ₄	82 ¹ / ₄	82 ¹ / ₄	82 ¹ / ₄	82 ¹ / ₄	82 ¹ / ₄	82 ¹ / ₄
Full Door(s)	1	2	1	2	2	4	3	6
Half Door(s)	2	4	2	4	4	8	6	12
Shelves	3	3	3	3	6	6	9	9
Shelf Area (sq. ft.)	20.4	20.4	24.4	24.4	40.8	40.8	61.2	61.2
Tray Slide Capacity (Half)	11 ea.	11 ea.	11 ea.	11 ea.	11 ea.	11 ea.	11 ea.	11 ea.
Tray Slide Capacity (Full)	24 ea.	24 ea.	24 ea.	24 ea.	24 ea.	24 ea.	24 ea.	24 ea.

REFRIGERATION DATA

Condensing Unit Size (H.P.)	¹ / ₄	¹ / ₄	¹ / ₄	¹ / ₄	¹ / ₃	¹ / ₃	¹ / ₂	¹ / ₂
Capacity (BTU/Hr)*	1940	1940	2190	2190	2560	2560	4010	4010

ELECTRICAL DATA

Cabinet Specifications	115/60/1	115/60/1	115/60/1	115/60/1	115/60/1	115/60/1	115/60/1	115/60/1
Feed Wires (Incl. Ground)	3	3	3	3	3	3	3	3
Condensing Unit Specs.	115/60/1	115/60/1	115/60/1	115/60/1	115/60/1	115/60/1	115/60/1	115/60/1
Total Amperes	6.9	7.2	7.1	7.4	9.1	9.8	12.4	13.4
Cabinet Amperes	1.6	1.9	1.8	2.1	1.9	2.6	2.9	3.9
Defrost Amperes	-	-	-	-	-	-	-	-
Power Supply Cord	yes	yes	yes	yes	yes	yes	yes	yes

SHIPPING DATA

Height – crated (in.)	85 ¹ / ₂	85 ¹ / ₂	85 ¹ / ₂	85 ¹ / ₂	85 ¹ / ₂	85 ¹ / ₂	85 ¹ / ₂	85 ¹ / ₂
Width – crated (in.)	31 ⁵ / ₈	31 ⁵ / ₈	42	42	64	64	90	90
Depth – crated (in.)	42	42	42	42	42	42	42	42
Volume – crated (cu. ft.)	63	63	87	87	129	129	181	181
Weight Std – crated (lbs.)	330	360	430	435	560	620	785	875
Weight SS – crated (lbs.)	390	420	490	495	640	690	890	990
Weight Std – uncrated (lbs.)	230	260	330	335	390	450	575	735
Weight SS – uncrated (lbs.)	290	320	390	395	470	530	690	780

*Rating @ +25°F Evaporator, 90° Ambient

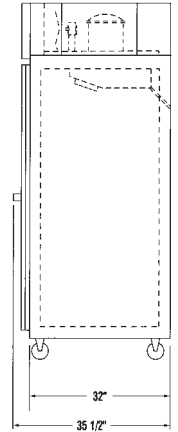
Note: If the cabinet is located directly against wall and/or under low ceiling, a minimum clearance of 12" is required.

Note: All specifications subject to change without notice.

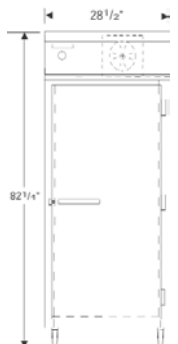
Continental

Refrigerator

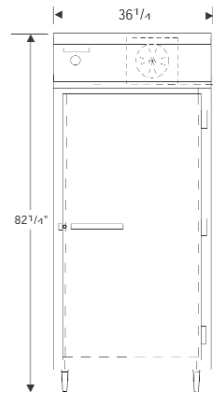
A Division of National Refrigeration & A/C Products, Inc.
 539 Dunksferry Road Bensalem, PA 19020
 (800) 523-7138 Fax: (215) 244-9579
www.continentalrefrigerator.com



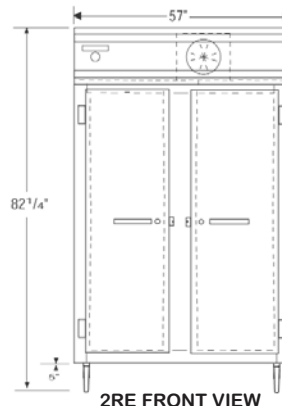
SIDE VIEW



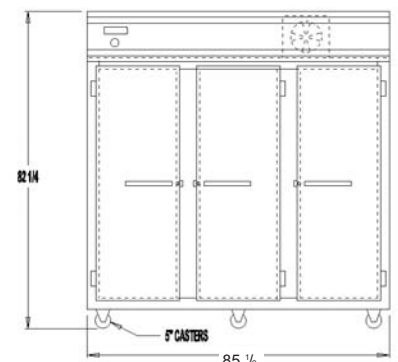
1RE FRONT VIEW



1RX FRONT VIEW



2RE FRONT VIEW



3RE FRONT VIEW

RE810