

Continental

Refrigerator

WORKTOP FREEZERS



Models Available

- SWF27
- SWF32
- SWF36
- SWF48
- SWF60

Standard Features

- Modern, State-of-the-Art Styling
- Performance Rated Refrigeration System Utilizing Environmentally Safe R-404A Refrigerant
- Easily Serviceable Back Mounted Compressor
- 2" Non-CFC Polyurethane Foam Insulation
- Spring Loaded, Self Closing Door
- Magnetic Snap-In Gasket
- 5" Casters
- Heavy-Duty, Epoxy-Coated Steel Shelves
- Interior Hanging Thermometer
- Unique Air Flow Distribution Keeps Product at Uniformly Constant Temperatures
- Cabinet Construction Consisting of Stainless Steel Front and Top, Aluminum End Panels, Case Back and Interior
- Non-Corrosive, Plasticized Fin Evaporator Coil
- Completely Enclosed, Vented and Removable Case Back
- Automatic, Energy Saving, Non-Electric Condensate Disposal
- 10' Cord and Plug Attached
- Automatic Electric Defrost

Optional Features & Accessories

- Casters
- Remote Models-R
- Stainless Steel End Panels-SA Models
- Stainless Steel Interior & Exterior-SS Models
- Electric Condensate
- Additional Shelves
- Stainless Steel Legs
- Back Splash-BS
- Stainless Steel Rear Cover in Lieu of Aluminum
- Glass Door-GD (SWF27 only)
- Door Locks

Utilizing Environmentally Safe, CFC-free R-404A Refrigerant



c

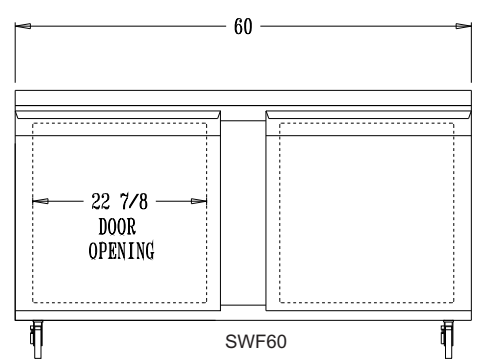
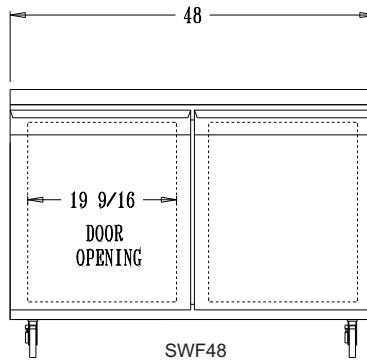
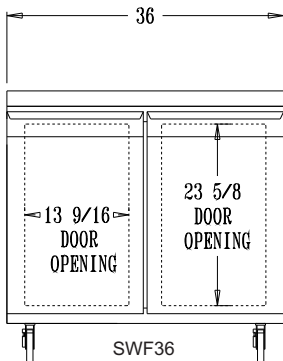
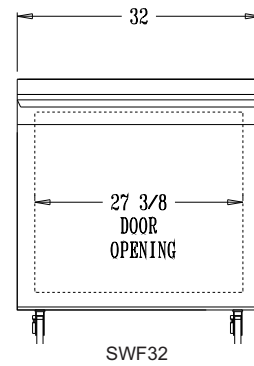
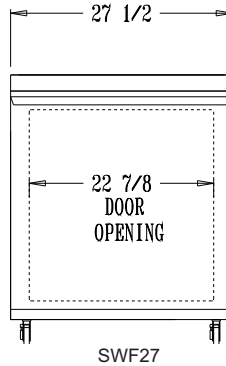
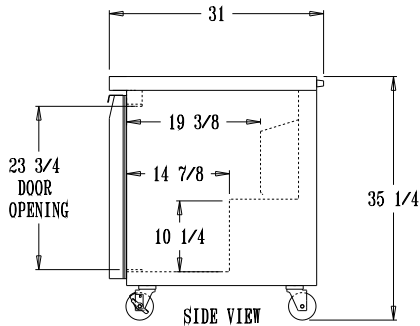


Worktop Freezers

SPECIFICATIONS

DIMENSIONAL DATA

	SWF27	SWF32	SWF36	SWF48	SWF60
Net Capacity (cu. ft.)	7.4	9.0	10.3	13.4	17.0
Width, Overall (in.)	27½	32	36	48	60
Depth, Overall (incl. Hlds.) (in.)	30	30	30	30	30
Depth, Body Only (Less Door(s))(in.)	27½	27½	27½	27½	27½
Height (incl. 5" Casters) (in.)	35	35	35	35	35
Shelf Area (sq. ft.)	3.5	3.9	4.6	6.8	8.1
No. of Shelves	1	1	2	2	2
No. of Doors	1	1	2	2	2
Interior Depth (in.)	20	20	20	20	20
Interior Height (in.)	26¼	26¼	26¼	26¼	26¼
Interior Width (in.)	24½	28	32	44	56
Condensing Unit Size (H.P.)	¼	⅓	⅓	⅓	⅓
Cabinet Electrical	115/60/1	115/60/1	115/60/1	115/60/1	115/60/1
Amps	5.9	8.1	8.1	7.6	7.8
Fans	1	1	2	2	2
Shipping Weight (lbs.)	165	180	220	248	284
Shipping Height (in.)	43¼	43¼	43¼	43¼	43¼
Shipping Length (in.)	35¾	39	43	55	68¼
Shipping Depth (in.)	37¼	37¼	37¼	37¼	37¼



Continental

Refrigerator

A Division of National Refrigeration & A/C Products, Inc.
 539 Dunksferry Road Bensalem, PA 19020
 (800) 523-7138 Fax: (215) 244-9579
www.continentalrefrigerator.com